

# Skill Signal



## Completing Daily Vehicle Inspections

**Before proceeding you will need to have already completed the *Skill Signal – Install & Registration* process.**

*Every weekday @ 6am* you should receive a Text Message that contains the Driver Vehicle Inspections **Project Code: XAXQ-LPMP**. This code will (should) only change once a year; the 2026 code is listed here.

- Daily Vehicle Inspection Checklist

Please complete today's Inspection. Project code: **XAXQ-LPMP**

Text STOP to end

**You will need this Project Code to access the Driver Vehicle Inspections Project.**

[Open Skill Signal app and Login:](#)

The image shows the SkillSignal login interface. At the top left is the SkillSignal logo, which consists of an orange diamond containing a black silhouette of a person carrying a briefcase. To the right of the logo is the text "SKILLSIGNAL™". Below the logo and text are two input fields. The first field is labeled "Cellphone (10 digits)" and has a green circle with the number "1" and an arrow pointing to it. The second field is labeled "PIN" and has a green circle with the number "2" and an arrow pointing to it. To the right of the PIN field is an eye icon. Below the PIN field is a link that says "Forgot PIN?". Below the input fields is a large orange button with the word "Login" in white. A green circle with the number "3" and an arrow points to the "Login" button. Below the "Login" button is the text "OR" flanked by horizontal lines. Below that is a white button with an orange border that says "New? Register Here!". Below the register button is the text "Language". Below the language text are three buttons: "ENGLISH" (orange), "ESPAÑOL" (dark blue), and "Other" (dark blue) with a downward arrow. Below the language buttons are three checkmarks with corresponding text: "SkillSignal ensures YOU keep ownership of your data.", "Data security via AES-256 encryption and tokenization.", and "SkillSignal will never sell or give out your data. Period.". At the bottom is a link that says "Invite Someone To Download".

SKILLSIGNAL™

Cellphone (10 digits)

PIN

Forgot PIN?

3 Login

OR

New? Register Here!

Language

ENGLISH ESPAÑOL Other

- ✓ SkillSignal ensures YOU keep ownership of your data.
- ✓ Data security via AES-256 encryption and tokenization.
- ✓ SkillSignal will never sell or give out your data. Period.

Invite Someone To Download


**1, 2, 3:** Enter Your Cellphone number, PIN, and click on Login.

Hello Neo

Messages & Alerts



My Profile




Leavitt and Starck Excavating,...



CLICK HERE

Scan To Enter



START

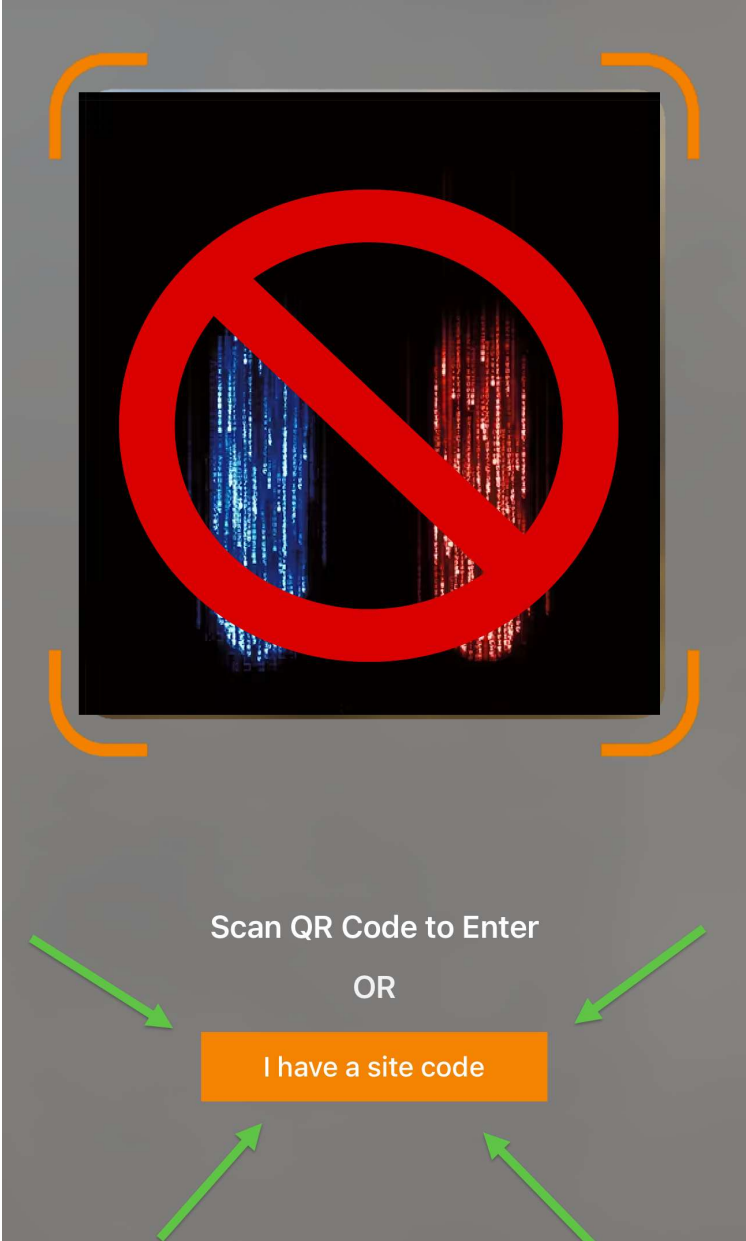
Tap to Expand

Next, we will need to enter the Project Code.

← Click the Green icon in the app as indicated in the screenshot.

We will NOT be using a QR code – you will have to manually enter the “site code” (aka Project Code)

Please click on the “I have a site code” button →

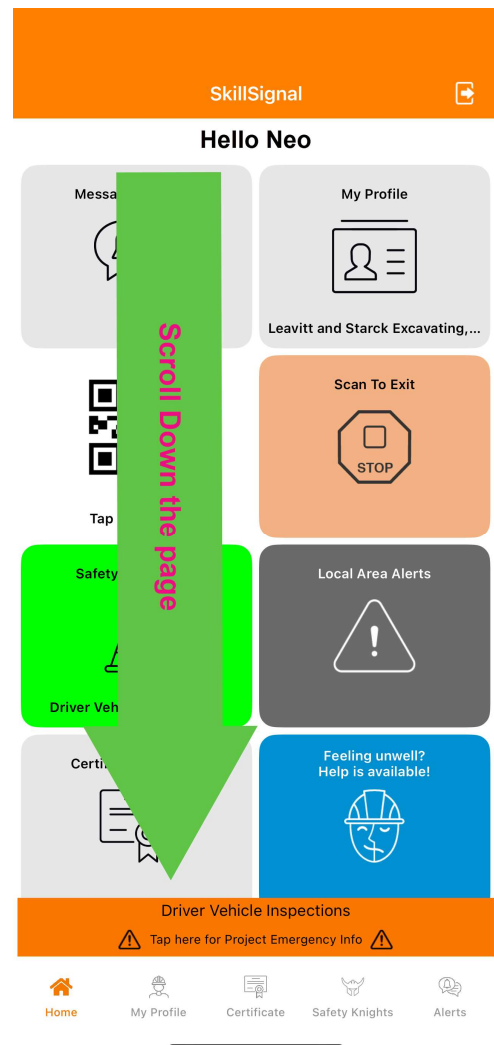


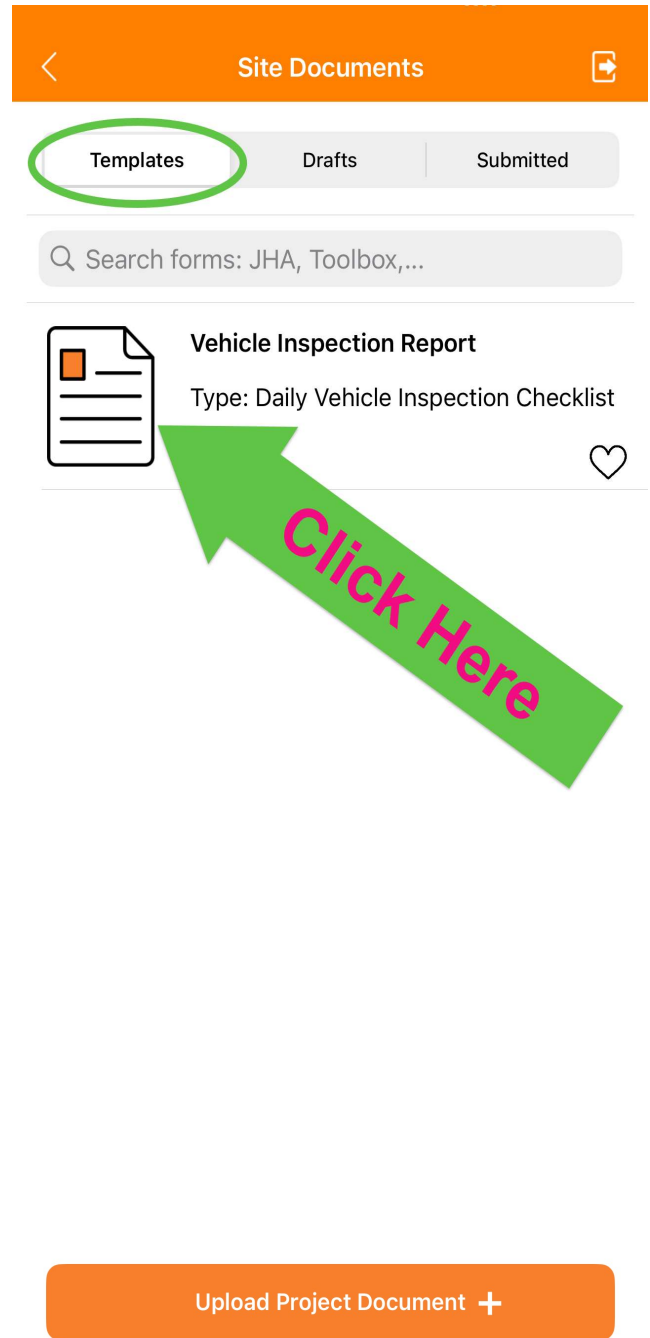


**1, 2:** Please use this Project Code: **XAXQ-LPMP**

After you successfully enter the site code you will probably receive a text message welcoming you to the Project.

To access the Vehicle Inventory Checklist – click on the big “X” in the top right corner. Next, scroll down the page and select/click on “Site Documents”.





After your first time filling out the Vehicle Inspection form, you will see this:



- “Use New Template” will start with a blank form
- “Re Use Last Submitted will be pre-filled with your entries/selections from your last submittal. (Recommended – will save time; only need to change what is different)

*(You will always need to sign the form before you can submit)*

Once you select the Driver Vehicle Inspection document it will open,

and you will see the following:

**Fill Form**

1 of 1

**Driver's Vehicle Inspection Report**  
Mark each item accordingly – for any **Issue** give **Details** in **Remarks**

Driver :   
Vehicle# :

<input type="checkbox"/> Air Compressor	<input type="checkbox"/> Horn	<input type="checkbox"/> Springs
<input type="checkbox"/> Air Lines	<input type="checkbox"/> Lights	<input type="checkbox"/> Starter
<input type="checkbox"/> Battery	<input type="checkbox"/> Head – Stop	<input type="checkbox"/> Steering
<input type="checkbox"/> Brake Accessories	<input type="checkbox"/> Tail – Dash	<input type="checkbox"/> Tachograph
<input type="checkbox"/> Brakes	<input type="checkbox"/> Turn Indicators	<input type="checkbox"/> Tires
<input type="checkbox"/> Carburetor	<input type="checkbox"/> Mirrors	<input type="checkbox"/> Transmission
<input type="checkbox"/> Clutch	<input type="checkbox"/> Muffler	<input type="checkbox"/> Wheels
<input type="checkbox"/> Defroster	<input type="checkbox"/> Oil Pressure	<input type="checkbox"/> Windows
<input type="checkbox"/> Drive Line	<input type="checkbox"/> On-Board Recorder	<input type="checkbox"/> Windshield Wipers
<input type="checkbox"/> Engine	<input type="checkbox"/> Radiator	<input type="checkbox"/> Other
<input type="checkbox"/> Fifth Wheel	<input type="checkbox"/> Rear End	
<input type="checkbox"/> Front Axle	<input type="checkbox"/> Reflectors	
<input type="checkbox"/> Fuel Tanks	<input type="checkbox"/> Safety Equipment	
<input type="checkbox"/> Heater	<input type="checkbox"/> Fire Extinguisher	
	<input type="checkbox"/> Flags – Flares – Fuses	
	<input type="checkbox"/> Spare Bulbs & Fuses	
	<input type="checkbox"/> Spare Seal Beam	

Trailer(s) #(s) :

<input type="checkbox"/> Brake Connections	<input type="checkbox"/> Hitch	<input type="checkbox"/> Tarpaulin
<input type="checkbox"/> Brakes	<input type="checkbox"/> Landing Gear	<input type="checkbox"/> Tires
<input type="checkbox"/> Coupling Chains	<input type="checkbox"/> Lights – All	<input type="checkbox"/> Wheels
<input type="checkbox"/> Coupling (king) Pin	<input type="checkbox"/> Roof	<input type="checkbox"/> Other
<input type="checkbox"/> Doors	<input type="checkbox"/> Springs	

Remarks:

Condition of the above vehicle is satisfactory.

Driver Signature

**Save to Draft** **Add Photos/Notes** **Submit**

**Fill in:**

- Driver Driver :
- Vehicle # Vehicle# :

**Select either:**

GREEN box for "OK"

OR RED box for "ISSUE"

(choose one for each item listed)



**(if applicable) Trailer #(s)**

select the GREEN or RED box for each Trailer item listed

**Any needed or helpful remarks**

Mark each item accordingly – for any **Issue** give **Details** in **Remarks**

Remarks:

**You must also select/check if the condition of the above is satisfactory**

**Sign the form**

Condition of the above vehicle is satisfactory.

Driver Signature

# Here is an example of a completed inspection checklist

<Fill Form➔

Clear Form

## Driver's Vehicle Inspection Report

Mark each item accordingly – for any ❌ Issue give Details in Remarks

Driver :

Vehicle# :

<input checked="" type="checkbox"/> Air Compressor <input checked="" type="checkbox"/> Air Lines <input checked="" type="checkbox"/> Battery <input checked="" type="checkbox"/> Brake Accessories <input checked="" type="checkbox"/> Brakes <input checked="" type="checkbox"/> Carburetor <input checked="" type="checkbox"/> Clutch <input checked="" type="checkbox"/> Defroster <input checked="" type="checkbox"/> Drive Line <input checked="" type="checkbox"/> Engine <input checked="" type="checkbox"/> Fifth Wheel <input checked="" type="checkbox"/> Front Axle <input checked="" type="checkbox"/> Fuel Tanks <input checked="" type="checkbox"/> Heater	<input checked="" type="checkbox"/> Horn Lights <input checked="" type="checkbox"/> Head – Stop <input checked="" type="checkbox"/> Tail – Dash <input checked="" type="checkbox"/> Turn Indicators <input checked="" type="checkbox"/> Mirrors <input checked="" type="checkbox"/> Muffler <input checked="" type="checkbox"/> Oil Pressure <input checked="" type="checkbox"/> On-Board Recorder <input checked="" type="checkbox"/> Radiator <input checked="" type="checkbox"/> Rear End <input checked="" type="checkbox"/> Reflectors Safety Equipment <input checked="" type="checkbox"/> Fire Extinguisher <input checked="" type="checkbox"/> Flags – Flares – Fuses <input checked="" type="checkbox"/> Spare Bulbs & Fuses <input checked="" type="checkbox"/> Spare Seal Beam	<input checked="" type="checkbox"/> Springs <input checked="" type="checkbox"/> Starter <input checked="" type="checkbox"/> Steering <input checked="" type="checkbox"/> Tachograph <input checked="" type="checkbox"/> Tires <input checked="" type="checkbox"/> Transmission <input checked="" type="checkbox"/> Wheels <input checked="" type="checkbox"/> Windows <input checked="" type="checkbox"/> Windshield Wipers <input checked="" type="checkbox"/> Other
---	---	--

Trailer(s) #(s) :

<input checked="" type="checkbox"/> Brake Connections <input checked="" type="checkbox"/> Brakes <input checked="" type="checkbox"/> Coupling Chains <input checked="" type="checkbox"/> Coupling (king) Pin <input checked="" type="checkbox"/> Doors	<input checked="" type="checkbox"/> Hitch <input checked="" type="checkbox"/> Landing Gear <input checked="" type="checkbox"/> Lights – All <input checked="" type="checkbox"/> Roof <input checked="" type="checkbox"/> Springs	<input checked="" type="checkbox"/> Tarpaulin <input checked="" type="checkbox"/> Tires <input checked="" type="checkbox"/> Wheels <input checked="" type="checkbox"/> Other
--	--	---

Remarks:

Wipers streak- low washer fluid

Condition of the above vehicle is satisfactory.

Driver Signature

Save to Draft

Add Photos/Notes

Submit

You can also attach pictures to the Inspection Checklist:

- |                          |                          |                     |                          |                          |              |                          |                          |        |
|--------------------------|--------------------------|---------------------|--------------------------|--------------------------|--------------|--------------------------|--------------------------|--------|
| <input type="checkbox"/> | <input type="checkbox"/> | Coupling Chains     | <input type="checkbox"/> | <input type="checkbox"/> | Lights – All | <input type="checkbox"/> | <input type="checkbox"/> | Wheels |
| <input type="checkbox"/> | <input type="checkbox"/> | Coupling (king) Pin | <input type="checkbox"/> | <input type="checkbox"/> | Roof         | <input type="checkbox"/> | <input type="checkbox"/> | Other  |
| <input type="checkbox"/> | <input type="checkbox"/> | Doors               | <input type="checkbox"/> | <input type="checkbox"/> | Springs      | <input type="checkbox"/> | <input type="checkbox"/> |        |

Remarks:

Wipers streak- low washer fluid

Condition of the above vehicle is satisfactory.

Driver Signature



Click Here

< Fill Form

Notes

Description :

Details or comments on attached photos

Add Image(s)  Max 10 images

Save to Draft

Add Photos/Notes

Submit



This DOES NOT submit the Vehicle Checklist

This "submit" only completes the attaching of Photos to the Vehicle Checklist



Submit

When you are done filling out the inspection checklist, and (optionally) attaching any pictures, you will need to ***SUBMIT*** the completed form.

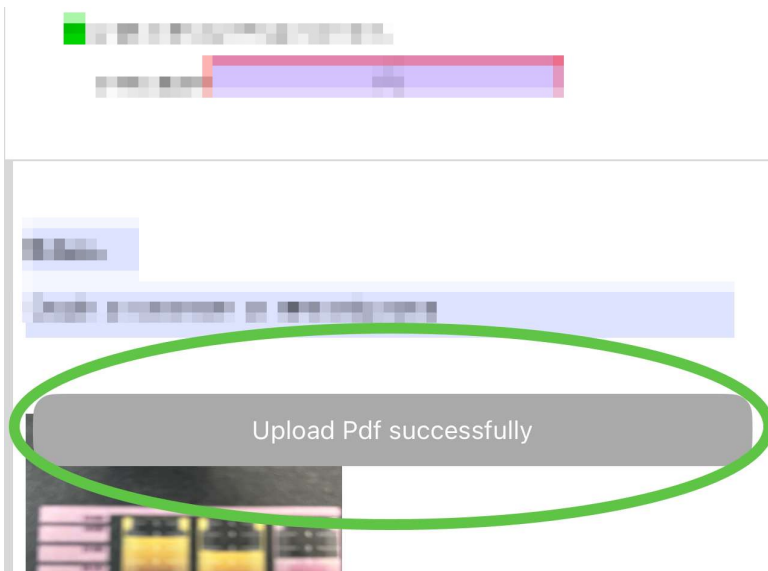
Remarks:  
Wipers streak- low washer fluid

★ Condition of the above vehicle is satisfactory

Driver Signature

~~Save Draft~~ Add Photos/Notes Submit

A large green arrow with the text "Click Here" in pink points from the top right towards the "Submit" button. A red "X" is drawn over the "Save Draft" button.



**Success!**

This completes the Daily Vehicle Inspection Checklist tutorial.